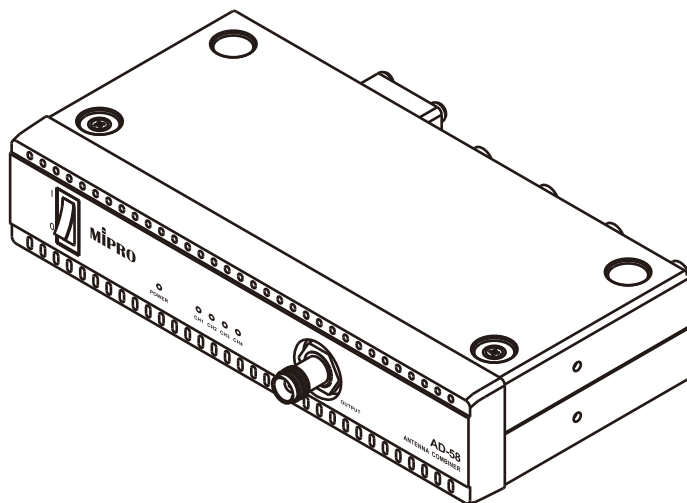


AD-58 ISM 4-Channel Active Antenna Combiner



MIPRO Electronics Co., Ltd

Headquarters: No. 814, Beigang Rd., Chiayi City 600079, Taiwan

Tel : +886-5-238-0809

Fax : +886-5-238-0803

www.mipro.com.tw

mipro@mipro.com.tw



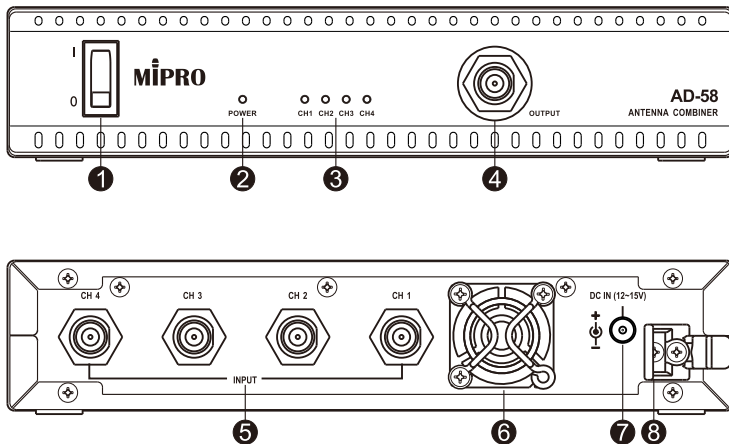
2CE698A

All rights reserved. Do not copy or forward without prior approvals of MIPRO.
Specifications and design subject to change without notice. YM 025/03

Overview

This product is designed for use with MIPRO 5GHz IEM transmitters, capable of combining signals from up to four IEM transmitters into a single output antenna. This design simplifies antenna installation and significantly reduces intermodulation interference between signals, ensuring stable operation of multi-transmitter setups. The installation of extended antennas is also more convenient, ultimately enhancing system stability and performance.

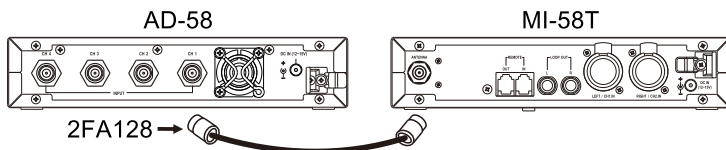
Parts Identification



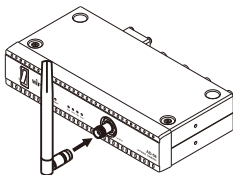
- | | |
|--------------------------------|---|
| ❶ Power Switch | ❺ CH1~CH4 RF Input Ports |
| ❷ Power Status Indicator | ❻ Cooling Fan (Ensure Proper Ventilation) |
| ❸ CH1~CH4 RF Signal Indicators | ❼ DC Power Input Jack (Center Positive) |
| ❹ RF Combined Output Port | ❽ Power Cable Securing Bracket |

Installation Instructions

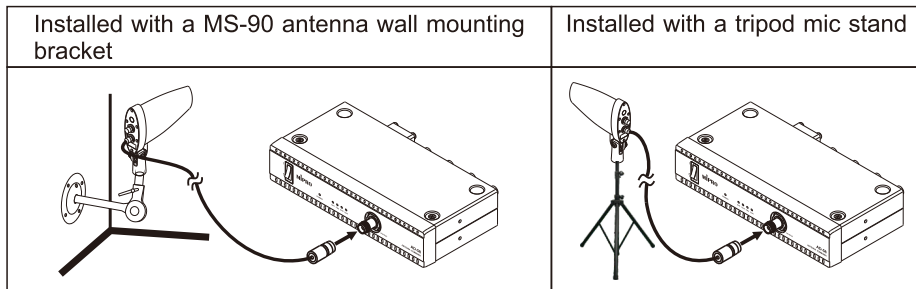
1. **Signal Connection Method:** Use a short coaxial cable with a TNC connector (2FA128) to connect the output port of the 5.8GHz transmitter to the input port of the AD-58. Ensure a secure connection. Please note that the coaxial cable should be kept short to minimize signal loss. A maximum of four 5.8GHz transmitters can be connected to this product, which will then combine and output through a single antenna.



2. **Antenna Installation (Antenna sold separately):** For optimal transmission performance, connect the antenna to the antenna output port. Ensure the antenna is specifically designed for 5.8GHz operation to achieve the best results.



3. **External Antenna Installation (Antenna sold separately):** To enhance transmission range and efficiency, use an AT-58 external antenna along with an MS-90 stand or MS-30 mounting bracket. Ensure the coaxial cable meets the 50Ω impedance specification and keep the cable length as short as possible (use MIPRO's dedicated cables when available). Install the antenna at an elevated position with a clear line of sight to minimize signal obstruction. Professional installation is recommended for best results.



4. **Power Supply:** Connect the provided power adapter (12-15V DC / 2A) to the DC input port. Use the power cable securing bracket to keep the connection stable and prevent accidental disconnections.
5. **Power On:** Switch the power to the "ON" position. The power indicator will light up. When a signal is detected and its strength reaches a certain level (up to +6dBm), the corresponding LED will also light up.

Caution

1. The frequency range of this product is 5.6 ~ 5.9 GHz, with a peak input power of less than 20mW (<13dBm). Any transmitter within this specification can be used.
2. Ensure that the connected antenna matches the frequency range of this product to avoid signal loss. If using an external antenna, the MIPRO AT-58 is recommended.
3. When connecting a coaxial cable, use a 50Ω impedance coaxial cable (e.g., RG58/AU) and keep the cable length as short as possible. Please consult MIPRO for recommended specialized cables to ensure stable signal transmission.
4. Before use, ensure that the cooling fan and ventilation openings on the front and sides are not obstructed. This will ensure optimal ventilation and maintain stable operation of the product.
5. Refer to the actual product in the event of product description discrepancy.



Dispose of any unusable devices or batteries responsibly and in accordance with any applicable regulations.

Disposing of used batteries with domestic waste is to be avoided!

Batteries / NiCad cells often contain heavy metals such as cadmium(Cd), mercury(Hg) and lead(Pb) that makes them unsuitable for disposal with domestic waste. You may return spent batteries/accumulators free of charge to recycling centres or anywhere else batteries/accumulators are sold.

By doing so, you contribute to the conservation of our environment!