

I. Part Names, Fig. 1

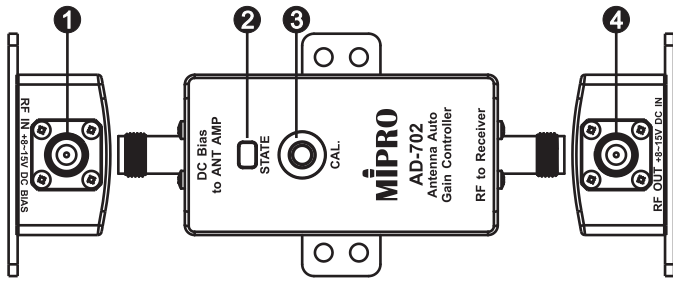


Fig.1

- ❶ RF Input Connector: Connect to Antenna.
- ❷ STATE: Calibrate Indicator lit.
- ❸ CALIBRATE Button.
- ❹ RF Output Connector.

II. Application

1. Application1, Fig. 2:

For pairing with wideband antenna AT-70W / AT-90W / AT-100, if antenna cable length does not exceed maximum allowance (see reference chart below), antenna cable can connect directly to “RX Only” connector on the wideband antenna, then press the CAL. button, AD-702 will detect loss of signal strength from the cable, and adjust gain level of built-in booster to ensure system receives the maximum signal strength possible.

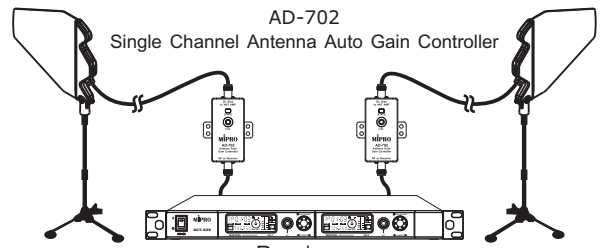


Fig. 2

2. Application2, Fig. 3:

When antenna cable exceeds maximum allowance (see reference chart below), adding a MPB-30 is highly recommended. After pairing up, AD-702 will simultaneously and automatically detect loss of signal strength from the cable and adjust gain level of built-in booster in wideband antenna and MPB-30, so the system will have its optimal receiving signal.

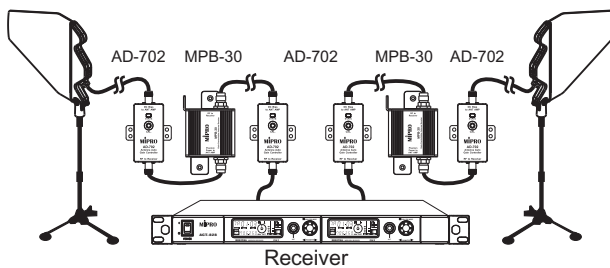


Fig.3

3. Note: Refer to actual product in the event of product description discrepancy.

III. General Specifications of 50Ω Coaxial Cable

Cable Type	Signal Loss (dB/10m)		Maximum Length (m)
	200MHz	1.0GHz	
RG-58A/U	2.3	5.8	30
3D-2V	2.1	5.2	33
5D-2V	1.5	3.8	45
8D-2V	0.9	2.2	80
5D-SFA		1.8	95
8D-SFA		1.2	140

Note: Characteristics of above coaxial cables are industry standard. Signal loss might vary depending on each brand's specifications. Hence, for the most accurate calculation, always refer to the specifications provided by the manufacturers.

Disposal Dispose of any unusable devices or batteries responsibly and in accordance with any applicable regulations.



Disposing of used batteries with domestic waste is to be avoided!

Batteries / NiCad cells often contain heavy metals such as cadmium(Cd), mercury(Hg) and lead(Pb) that makes them unsuitable for disposal with domestic waste. You may return spent

batteries/ accumulators free of charge to recycling centres or anywhere else batteries/accumulators are sold.

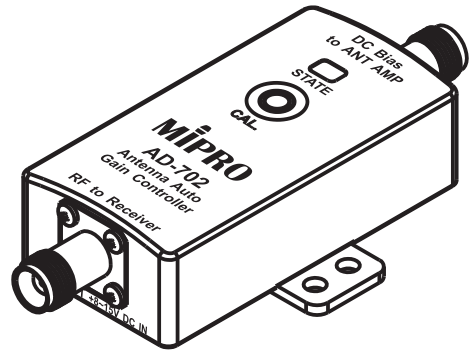
By doing so, you contribute to the conservation of our environment!

MIPRO[®]

AD-702

Single Channel Antenna Auto Gain Controller

User Guide



MIPRO[®]
MICROPHONE PROFESSIONALS

MIPRO Electronics Co., Ltd

Headquarters: 814 Pei-Kang Road, Chiayi, 60096, Taiwan
Tel : +886.5.238.0809 Fax : +886.5.238.0803
www.mipro.com.tw mipro@mipro.com.tw



2CE564A

All rights reserved. MN 019/02
Do not copy or forward without prior approvals MIPRO.
Specifications and design subject to change without notice.